



WOLF[®]

Pneumatic Crawler Drill



MW 5000


The MW 5000 is the flagship among Wolf pneumatic trailers and ideal for development and opening of benches.

It is possible to work with Surface or Rotator.



MW 5000 E

The MW 5000E features a long-range Extensive Boom, with a 1.5m increase in length.



Model	Details
Drilling Diameter	2" - 5 1/2"*
Depth (Max)	30 m
Shank Type	T38 / T45 - 3m (10'-12')
Air Consumption	600-750 CFM (21m ³ /min)
Work Pressure	7-25 bar**
*Above 4", through bottom hammer rotator	
**Depending on hammer type	








WOLF CARE + - You Work, We Care!



- ▶ Preventive follow-up program according to service intervals from the factory to maximize performance and minimize unexpected downtime.
 - ▶ Regular visits – The maintenance of your equipment is always up to date.
 - ▶ WOLF Care+ preventive visits reduce the risk of unexpected breakdowns, increasing the availability of your equipment. Our technicians are highly qualified to carry out the necessary checks, always bringing the best performance of your WOLF Drill.
 - ▶ P.M.P. - Preventive Maintenance Program: Scheduled Maintenance carefully following the PMP, developed by our team of technicians and engineers*. Don't despair and don't waste time and production with emergency stops.
- *Except wearing parts and lubricants.
- ▶ Extended Warranty: Worry about winning more projects, let WOLF take care of your drill for you.
 - ▶ We offer an extended warranty covering machine components except Diesel Engine.

OPTIONAL ITEMS

Pneumatic Hammer Control on the Side	External Water Tank
Hammer Hourmeter	Forward Engine Brake
Pressure Regulating Valve (from 25 bar to 7 bar)	Boom with Oil Collector
Vane Motor Protection	Belt Protection
Rod Support - R32, T38 and (T45 with MW-140 only).	Rod Support on Truck
rod greaser	Dust Collector
Pressure Regulating Valve (from 25 bar to 7 bar)	Water Kit
Button Bit Sharpener	Platform with guardrail.
Hydraulic Rod Centralizer	Mechanical Inclinator
Pneumatic Emery	Truck Protection

	Surface Drills / Drifters			Rotators	
Model	MW 140	MW 120	MW 131	MW 80	MW80HP
Photo					
Air Consumption	600-750 CFM - 18M ³ /min	700 CFM - 19 m ³ /min	750 CFM - 21 m ³ /min	300 CFM - 8,5 m ³ /min	410 CFM - 11,5 m ³ /min
Work Pressure	7 bar - 100 psi	7 bar - 100 psi	7 bar - 100 psi	7 bar - 100 psi	7 bar - 100 psi
Impact Power	9,3 kW	11,1 kW	11,1 kW	-	-
Frequency Power	2350 imp/min	2500 imp/min	2500 imp/min	-	-
Rotation	Independent	Independent	Independent	Independent	Independent
Drilling Diameter	2" - 3.1/2"	2" - 3.1/2"	2" - 3.1/2"	2.1/2"-4.1/2"	2.1/2"-6"
Main Applications	Geotechnics and Civil Construction	Geotechnics and Civil Construction	Geotechnics and Civil Construction	Geotechnics and Civil Construction	Geotechnics and Civil Construction



Headquarter – Factory (Indaiatuba/SP – Brasil)

+ 55 (19) 3825-6530

+ 55 (19) 3875-5460

info@wolf.com.br

www.wolf.com.br

Branches

WOLF – Minas Gerais
(Contagem/MG)
+ 55 (31) 3361-0648
wolfmg@wolf.com.br

WOLF – Nordeste
(Salvador/BA)
+ 55 (71) 3379-6959
bahia@wolf.com.br

WOLF – Paraná
(Colombo/PR)
+ 55 (41) 3656-3572
parana@wolf.com.br

WOLF – Rio Grande do Sul
(Porto Alegre/RS)
+ 55 (51) 3059-9023
rs@wolf.com.br

WOLF Américas
Estados Unidos (U.S)
+ 1 (407) 704-2051
info@wolfdrill.com
www.wolfdrill.com